

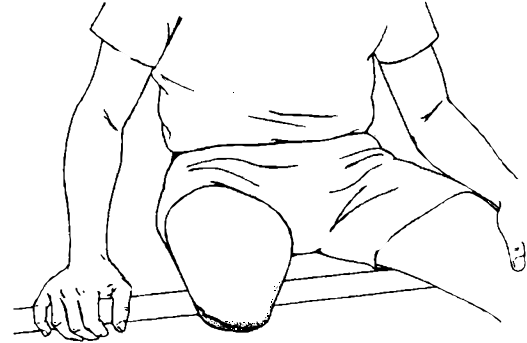
## SHRINKER FITTING for the TRANSFERMORAL AMPUTEE

Shrinker should be long enough to cover from the end of your limb to the groin.

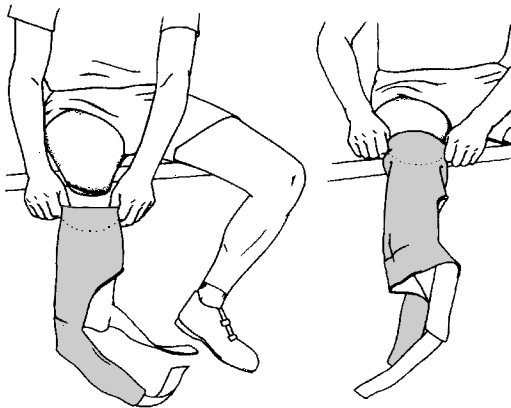
Shrinker must be pulled up snug again every 1 - 2 hours depending on activity.

Wear the shrinker 24 hours a day, removing to change bandages and/or bathe the limb as indicated. Immediately replace the shrinker.


Follow washing instructions closely. Be careful not to wring out, put in dryer, or dry in the direct sunlight.



1. Place a thin sock over the limb first to decrease friction.

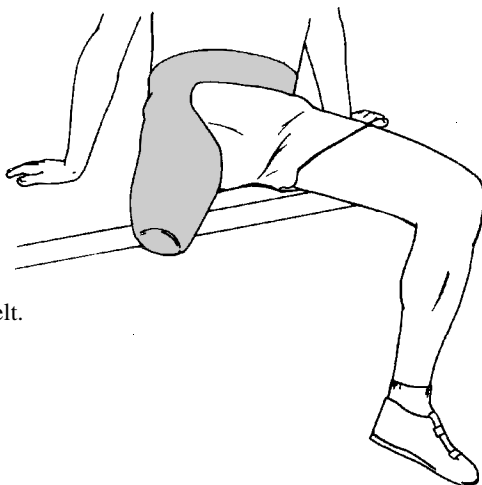


2. Do not drag the shrinker on. Roll it inside out leaving a small section at the bottom to pull on the limb like a cap.



3. Roll the shrinker up the limb pulling snug up to the groin.

4. Pull shrinker snug up over the hip and attach the waist belt.



## ADDITIONAL INSTRUCTIONS: